



# **2018 ANNUAL REPORT**

## **PORT WASHINGTON FIRE DEPARTMENT**



**CITY OF PORT WASHINGTON | FIRE DEPARTMENT & EMERGENCY MEDICAL SERVICES**  
Mark Mitchell, Fire Chief

---

March 11, 2019

Police and Fire Commissioners  
Mayor Becker  
Common Council Members

On behalf of the members of the Port Washington Fire Department, I am pleased to present the Fire Department's Annual Report for 2018. The department responded to 1,593 emergency requests for service in 2018. This was an increase of 51 responses from the 1,542 emergency responses in 2017. Of these 1,593 requests, 227 were fire responses and 1,366 were for Emergency Medical Services.

The department responded to two significant incidents in 2018. One a structure fire and the other an explosion. Neither event resulted in loss of life or injuries to either firefighters or civilians. A damage loss of \$390,825 was estimated in 2018. This compares to an estimated \$558,200 loss in 2017.

The members of the Port Washington Fire Department, who I might add have 630 combined years on the force, are committed to serving our citizens. They willingly give their time and efforts to make our city a better and safer place to live. I am honored to be leading these dedicated individuals.

Respectfully Submitted,

*Mark Mitchell*

Mark Mitchell  
Fire Chief / Ambulance Director

# **TABLE OF CONTENTS**

- I. 2018 FIRE RESPONSES - Pages 2-4**
- II. 2018 AMBULANCE RESPONSES - Pages 5-6**
- III. FIRE PREVENTION ACTIVITIES - Pages 7-8**
- IV. PERSONNEL & TRAINING - Pages 9-10**
- V. APPARATUS - Page 11**
- VI. YEAR IN REVIEW – Page 12**

**Cover photo:** The Port Washington Fire Department took delivery of a 2018 Ford / Lifeline ambulance in September. The new Ambulance 451 replaces a 2001 Lifeline unit that had well over 100,000 miles of service to the Department.



The Department also added another new piece of equipment in 2018. Pictured above is the Department's Rapid Deployment Craft, or RDC. This inflatable boat was purchased and donated to the Department by Ansay and Associates after extensive research done by Lt. Rick Kultgen. The RDC can be used for both water rescue, as shown here during a drill, or ice rescue situations.

# **I. 2018 FIRE RESPONSES**

The Port Washington Fire Department participates in the National Fire Incident Reporting System (NFIRS). This system is a uniform reporting system that categorizes fire responses into the categories listed. To aid in the gathering of data, the department utilizes ***FIREHOUSE Software™***. Fire reports are sent electronically to the National Fire Administration on a monthly basis.

## **A. FIRE RESPONSE BY INCIDENT TYPE**

<u>1. FIRES</u>	<u>NUMBER</u>	<u>EST. DOLLAR LOSS</u>
BUILDING	9	\$132,125.00
VEHICLE	5	\$ 8,700.00
BRUSH/GRASS	3	\$ 0
<b>TOTAL FIRE</b>	<b>17</b>	<b>\$140,825.00</b>

<u>2. EXPLOSIONS</u>		
SEMI TRUCK IN BUILDING	1	\$250,000.00
<b>TOTAL EXPLOSION</b>	<b>1</b>	<b>\$250,000.00</b>

<u>3. RESCUE</u>	
ASSIST EMS CREW	24
WATER RESCUE	4
ELEVATOR RESCUE	1
BLUFF RESCUE	2
SEARCH – LAND	1
MOTOR VEHICLE ACCIDENT	20
OTHER RESCUE	4
<b>TOTAL RESCUE</b>	<b>54</b>

<u>4. HAZARDOUS CONDITIONS</u>	
FLAMMABLE/COMBUSTIBLE LEAK/SPILL	19
CARBON MONOXIDE (CO) INCIDENT	5
ELECTRICAL HAZARD	12
<b>TOTAL HAZARD</b>	<b>36</b>

<u>5. SERVICE / 6. GOOD INTENT</u>	
SMOKE/ODOR INVESTIGATIONS	7
ASSIST POLICE / CORONER	4
MUTUAL AID	28
OTHER	4
<b>TOTAL SERVICE/GOOD INTENT</b>	<b>43</b>

<u>7. FALSE ALARMS</u>	
MALICIOUS	2
SYSTEM MALFUNCTION	31
UNINTENTIONAL	28
CARBON MONOXIDE (CO) ALARMS (No CO)	10
<b>TOTAL FALSE ALARMS</b>	<b>71</b>

<u>8. SEVERE WEATHER</u>	
FLOOD ASSESSMENT	4
SEVERE WEATHER STANDBY	1
<b>TOTAL SEVERE WEATHER</b>	<b>5</b>
<b>TOTAL FIRE RESPONSES - INCIDENT TYPE =</b>	<b>227</b>

<b>TOTAL ESTIMATED DOLLAR LOSS BY LOCATION</b>	
CITY OF PORT WASHINGTON	\$383,125.00
TOWN OF PORT WASHINGTON	\$ 7,700.00
<b>TOTAL ESTIMATED DOLLAR LOSS IN 2018</b>	<b>\$390,825.00</b>

## **B. FIRE RESPONSES BY PROPERTY TYPE**

### **100. ASSEMBLY**

CHURCHES	2
RESTAURANT / BAR / TAVERN	5
<b>TOTAL ASSEMBLY</b>	<b>7</b>

### **200. EDUCATIONAL**

ELEMENTARY SCHOOL	1
MIDDLE SCHOOL / HIGH SCHOOL	4
<b>TOTAL EDUCATIONAL</b>	<b>5</b>

### **300. HEALTH CARE**

HOSPITAL	1
JAIL	1
NURSING HOMES	24
<b>TOTAL HEALTH CARE</b>	<b>26</b>

### **400. RESIDENTIAL**

1 OR 2 FAMILY DWELLINGS	66
MULTI FAMILY DWELLING	46
HOTEL / MOTEL	1
COMMUNITY BASED RESIDENTIAL FACILITY	3
<b>TOTAL RESIDENTIAL</b>	<b>116</b>

### **500. MERCHANTILE / BUSINESS**

BANK	2
VEHICLE REPAIR	1
RETAIL STORE	1
BUSINESS	5
<b>TOTAL MERCHANTILE / BUSINESS</b>	<b>9</b>

### **600. INDUSTRIAL / 700. MANUFACTURING**

MANUFACTURING / PROCESSING	7
<b>TOTAL INDUSTRIAL / MANUFACTURING</b>	<b>7</b>

### **800. STORAGE**

GARAGE	2
AGRICULTURE STORAGE	3
FIRE STATION (MUTUAL AID)	4
<b>TOTAL STORAGE</b>	<b>9</b>

### **900. OUTSIDE & SPECIAL PROPERTY**

OPEN LAND / FIELD / BLUFF	5
WATER AREA	8
UTILITY RIGHT OF WAY	5
DIVIDED HIGHWAY	10
RESIDENTIAL / COMMERCIAL STREETS	20
<b>TOTAL OUTSIDE &amp; SPECIAL</b>	<b>48</b>

**TOTAL RESPONSES BY PROPERTY TYPE = 227**

**C. FIRE RESPONSES BY MONTH**

JANUARY	15
FEBRUARY	16
MARCH	12
APRIL	14
MAY	21
JUNE	19
JULY	20
AUGUST	37
SEPTEMBER	12
OCTOBER	16
NOVEMBER	23
DECEMBER	22
<b>TOTAL</b>	<b>227</b>

**D. FIRE RESPONSES BY DAY**

SUNDAY	36
MONDAY	50
TUESDAY	25
WEDNESDAY	35
THURSDAY	20
FRIDAY	35
SATURDAY	26
<b>TOTAL</b>	<b>227</b>

**E. FIRE RESPONSES BY HOUR**

MIDNIGHT – 6:00 a.m.	32	14%
6:00 a.m. – 12:00 p.m.	45	20%
12:00 p.m. – 6:00 p.m.	87	38%
6:00 p.m. – MIDNIGHT	63	28%
<b>TOTAL</b>	<b>227</b>	

**F. FIRE RESPONSES BY AREA**

CITY of PORT WASHINGTON	163
TOWN of PORT WASHINGTON	35
VILLAGE/TOWN of BELGIUM	4
CITY OF CEDARBURG	2
VILLAGE OF CEDAR GROVE	1
VILLAGE OF FREDONIA	1
VILLAGE/TOWN of GRAFTON	16
CITY of MEQUON	2
VILLAGE/TOWN of SAUKVILLE	2
WAUBEKA FD RESPONSE AREA	1
<b>TOTAL</b>	<b>227</b>

**G. FIRE RESPONSES BY FIRE SQUAD**

CHIEF OFFICER ONLY	39
FIRE SQUAD 1	7
FIRE SQUAD 2	13
FIRE SQUAD 3	9
DIVE TEAM	1
ENTIRE DEPARTMENT	158
<b>TOTAL</b>	<b>227</b>

## **II. 2018 AMBULANCE RESPONSES**

The City of Port Washington contracts with *EMS Medical Billing Associates LLC*, an ambulance billing and data management service. *EMS Medical Billing Associates LLC* submits a comprehensive Response Report each month. To further aid in the gathering of data, the department also utilizes *FIREHOUSE Software™*. The data listed below is a culmination of data from both sources. The department transmits patient data to the State of Wisconsin, Department of Health, through the statewide data collection program, *WARDS*, Wisconsin Ambulance Run Data System.

### **A. AMBULANCE RESPONSES BY NATURE**

	<u>RESPONSES</u>
CARDIAC	142
MEDICAL	651
MOTOR VEHICLE ACCIDENT	54
TRAUMA	434
OVERDOSE / POISONING / ALCOHOL	55
FALSE ALARMS	11
OTHER	19
<b>TOTAL</b>	<b>1,366</b>

### **B. AMBULANCE RESPONSES BY MONTH**

JANUARY	112
FEBRUARY	98
MARCH	99
APRIL	91
MAY	108
JUNE	141
JULY	130
AUGUST	136
SEPTEMBER	105
OCTOBER	116
NOVEMBER	115
DECEMBER	115
<b>TOTAL</b>	<b>1,366</b>

### **C. AMBULANCE RESPONSES BY DAY**

SUNDAY	206
MONDAY	201
TUESDAY	185
WEDNESDAY	178
THURSDAY	198
FRIDAY	212
SATURDAY	186
<b>TOTAL</b>	<b>1,366</b>

### **D. AMBULANCE RESPONSES BY HOUR**

MIDNIGHT – 6:00 a.m.	194	14.20%
6:00 a.m. – 12:00 p.m.	377	27.60%
12:00 p.m. – 6:00 p.m.	435	31.85%
6:00 p.m. – MIDNIGHT	360	26.35%
<b>TOTAL</b>	<b>1,366</b>	<b>100%</b>



### **E. AMBULANCE RESPONSES BY AREA**

CITY of PORT WASHINGTON	838
TOWN of PORT WASHINGTON	84
VILLAGE / TOWN of BELGIUM	105
VILLAGE of FREDONIA	76
VILLAGE / TOWN of GRAFTON	10
NEWBURG F.D. AMBULANCE AREA	10
VILLAGE of OOSTBURG	2
VILLAGE of RANDOM LAKE	4
VILLAGE / TOWN of SAUKVILLE	194
WAUBEKA F.D. AMBULANCE AREA	43
<b>TOTAL</b>	<b>1,366</b>

### **F. 1<sup>ST</sup> CALLS vs. 2<sup>ND</sup> & 3<sup>RD</sup> CALLS (simultaneous calls)**

1 <sup>ST</sup> AMBULANCE CALLS	970
2 <sup>ND</sup> AMBULANCE CALLS	58
3 <sup>RD</sup> AMBULANCE CALLS	1
PARAMEDIC INTERCEPT CALLS	337
<b>TOTAL</b>	<b>1,366</b>

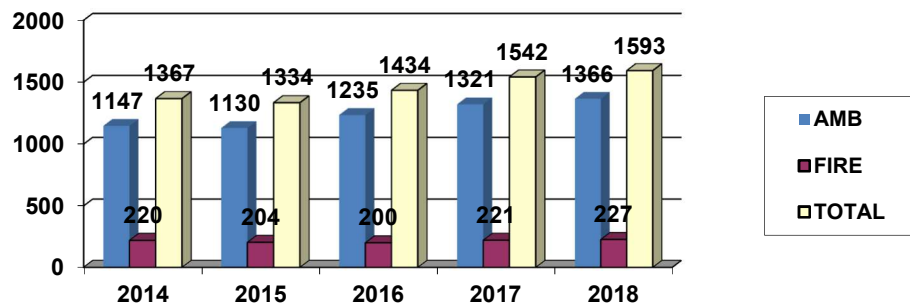
### **G. ALL PATIENTS BY AGE**

	<u>MALE</u>	<u>FEMALE</u>
0-9 y/o	13	3
10-19 y/o	30	15
20-29 y/o	45	37
30-39 y/o	48	46
40-49 y/o	47	45
50-59 y/o	57	87
60-69 y/o	93	84
70-79 y/o	107	120
80-89 y/o	82	118
90-99 y/o	42	63
100+ y/o	0	1
<b>TOTAL = 1,183 =</b>	<b>564</b>	<b>619</b>

### **H. HOSPITALS RECEIVING PATIENTS**

AURORA - GRAFTON	711	60.10%
COLUMBIA ST. MARY'S – MEQUON	244	20.63%
FROEDERT – WAUWATOSA	3	0.25%
CHILDREN'S HOSPITAL - WAUWATOSA	9	0.77%
AURORA SINAI - MILWAUKEE	1	0.08%
ST. JOSEPH – WEST BEND	3	0.25%
PATIENTS NOT TRANSPORTED	212	17.92%
<b>TOTAL</b>	<b>1,183</b>	<b>100%</b>

### **5 YEAR COMPARISON**





### **III. FIRE PREVENTION ACTIVITIES**

The most important non-emergency function a fire department can do for its community is to promote fire prevention. Fire prevention activities are divided between fire inspections, fire investigations, and public fire education.

#### **FIRE INSPECTIONS**

There are 661 addresses, or properties, that are inspected by the Port Washington Fire Department each year. Most buildings in the City and Town of Port Washington, with the exception of single family and two family dwellings, are inspected. Many of the buildings have multiple addresses due to mixed occupancies. The fire inspections completed during 2018 were done by Chief Mitchell. 1,141 fire inspections were done during this period with 634 apparent violations noted.

Another branch of fire prevention is the testing and inspection of new fire sprinkler systems and new fire alarm systems. Owners of the buildings, where these systems are located, must furnish the fire department with plans of the systems for review. Once these systems are in place, testing, witnessed by the fire department, must be complete before occupancy is given. In 2018, tests for nine new or current fire alarm or fire suppression systems were witnessed.

#### **FIRE INVESTIGATIONS**

The cause and origin of nine structure fires was investigated in 2018. The causes of those structure fires were as follows: (5) careless cooking, (1) spontaneous combustion (1) excessive heat, and (2) equipment failure.

#### **PUBLIC FIRE AND SAFETY EDUCATION**

Public Fire Education has the largest impact on a community's fire prevention program. A great deal of time is spent educating children with hopes that they will carry fire safety messages throughout their lives. The Port Washington Fire Department has an active public fire education program coordinated by Chief Mitchell. The department uses educational handout materials provided by the *National Fire Protection Association*. Elementary school children in grades K-2, as well as pre-school children throughout Port Washington, are taught age appropriate fire safety education.

To reach the adult population, the fire department conducts an annual Open House during Fire Prevention Week in October. Fire safety educational materials are available to the attendees, as well as hands-on fire extinguisher training. The department also participates in a national fire safety program, **"Change Your Clocks – Change Your Smoke Detector Batteries"**. This program is promoted twice a year to remind people to replace the batteries in their smoke alarms when changing their clocks in the spring and the fall. In addition, the Department's Facebook page conveys fire safety messages to those who choose to view it.

In addition to fire prevention education, the Department also conducts two annual programs aimed at teaching the public worthwhile life saving techniques. The first is Hands Only CPR which is taught during Nation Emergency Medical Services Week in May at an event we call "CPR in the Harbor", and again at the Department's annual open house in October. The public has been reluctant to embrace the traditional CPR which incorporates mouth to mouth resuscitation. American Heart Association research has shown that there is enough oxygenated blood in the human body during a witnessed cardiac arrest to still be of a benefit to the stricken victim when Hands Only CPR is applied and 9-1-1 is used to call for rescue personnel.

The other program is called "Stop the Bleed". Studies found that the traumatic injuries sustained during active shooter events, or even vehicle accidents, often caused severe bleeding which left unattended, could result in death in as little as five minutes. In conjunction with the American College of Surgeons and the National Trauma Institute, Stop the Bleed sets credible and uniform training standards for controlling life threatening hemorrhage for the public.

The following is a breakdown of public fire education contacts and programs done in 2018:

<b><u>GROUP or PROGRAM</u></b>	<b><u>ATTENDEES</u></b>	<b><u>FD PERSONNEL INVOLVEMENT</u></b>
KIWANIS SAFETY TOWN (Pre-K)	60	6
STOP THE BLEED	85	11
COMMUNITY LEARNING CENTER (Pre-School)	58	1
PUBLIC OUTREACH	82	4
KIWANIS WEEK OF THE YOUNG CHILD	66	9
<b><u>FIRE PREVENTION WEEK - SCHOOL VISITS OR VISITS TO THE FIRE STATION</u></b>		
DUNWIDDIE K-2	214	3
LINCOLN K-2	219	3
PORT CATHOLIC pre K-2	99	3
PORT PRE-SCHOOL	60	1
FIRE DEPARTMENT OPEN HOUSE	1,000 (approx.)	39
SCHOOL FIRE DRILLS (3)	MANY	1

The 2018 Fire Prevention Week Open House was held on October 14. Another fantastic weather day brought an estimated 1,000 people. Pictured here are some of the many attendees who participated in some of the many attractions offered. Photos by Tim Reed.



### **PORT WASHINGTON FIRE & EMS ASSOCIATION, INC.**

The Port Washington Fire & EMS Association is a fundraising organization made up of members of the fire department, both active and retired. The Association's biggest fundraiser each year is a pancake breakfast (bottom right photo) held in conjunction with the Department's Annual Fire Prevention Week Open House. Each year, the Association endows a scholarship for a graduating Port Washington High School senior who will be pursuing a degree in firefighting or Emergency Medical Services. The Association also makes donations to other local organizations and conducts an annual "Fill The Boot" drive for the Muscular Dystrophy Association.

## **IV. PERSONNEL - TRAINING - SPECIAL TEAMS**

### **A. PERSONNEL**

The Port Washington Fire Department had fifty-nine personnel as of December 31, 2018. The following personnel were hired in 2018: FF John Daggett, FF Adam Mundt, FF Amanda Pierce, and Rescue Diver Morgan Rogers. The following personnel left the department in 2018: FF Josh Hull, EMT-P Nick Peters, EMT-B Jill Myers, EMT-P Philip Stalewski, EMT-P Luke Van Natta, Capt. Kevin Ward.

NAME		RANK	YRS	NAME		RANK	YRS
Bach, Sr.	James	Rescue Diver	8	Kultgen	Richard	LT. / Rescue Diver	12
Barbuch	Maribeth	EMS Lt. / EMT-P	17	Langford	James	Captain / Rescue Diver	25
Barbuch	Tom	Amb. Driver	2	Lanser	Adam	FF	12
Brede	Dennis	FF	2	Lathrop	Rick	FF	8
Cehanovich	Dan	EMT-B	15	Leasum	Charles	FF	6
Cehanovich	Rachelle	A-EMT	13	McGaughey	Steven	EMT-P	4
Chaloupka	Roland	Rescue Diver	37	Mirsberger	Kayla	EMT-P	1
Cross	Sue	EMT-B	6	Mitchell	Mark	Fire Chief	14
Daggett	John	FF / Rescue Diver	-	Mundt	Adam	FF	-
DeBoer	Joseph	LT. / EMT-P	14	Petrov	Viktor	FF	2
Diamantopoulos	Alex	EMT-P	1	Pierce	Amanda	FF	-
Dicker	Todd	Engineer / EMT-P	6	Pipkorn	John	EMT-P	7
Didier	Michael	Engineer	25	Poggemann	Eric	Rescue Diver	6
Doers	Glenn	Deputy Chief	14	Reed	Tim	Amb. Driver	12
Doyle	James	FF	1	Riley	James	Deputy Chief / A-EMT	41
Dudash	Kristin	A-EMT	16	Riley	Kevin	FF	4
Eibs	Amanda	EMT-B	5	Rogers	Morgan	Rescue Diver	-
Eibs	Eric	EMT-B	19	Scheel	Jonathan	EMT-B	4
Eibs	Mike	EMT-B	6	Schmidt	Steven	Assistant Chief	38
Foote	Cody	EMT-B	2	Sharbuno	Thomas	Deputy Chief	36
Godersky	Joanne	A-EMT	4	Taleck	Paul	EMT-P	1
Grittner	Michael	FF	5	Theis	Lisa	Admin. Asst./ EMT-B	6
Haas	Gerald	Engineer	20	Tietzen	Jeffrey	Engineer	32
Haskins	Breanna	FF	1	Travis	Oliver	Engineer	35
Hemming	Jacob	FF / EMT-P	6	Ulm	Stephen	Captain	20
Henckel	Jessica	EMT-B	2	Van Natta	Josh	EMT-P	3
Hill	Eric	FF / Rescue Diver	10	Weis	Jason	FF	4
Jajtner	Michael	Rescue Diver / Team Leader	20	Witt	Noah	EMT-B	1
Kiener	Michael	FF / Rescue Diver	3	Zeigler	Scott	LT. / EMT-B	6
Klopp	Andrew	Engineer	10				

EMT-B = Emergency Medical Technician-Basic

AEMT= Emergency Medical Technician-Advanced

EMT-P = Emergency Medical Technician-Paramedic

FF = Firefighter

## **B. TRAINING**

Captain Jim Langford coordinates fire training, and EMS training is coordinated by EMS Lt. Maribeth Barbuch and Lt. Joe DeBoer. A minimum of sixty hours per year of fire training is required of each firefighter. EMS personnel are required to attend a minimum of six EMS training sessions per year and a 30-hour EMT refresher class every two years. The department's Rescue Dive Team holds two practices per month. Most of the practices are actual "in-water" drills.

The following training hours were recorded in 2018:

Fire and Engineer –2,733 hours  
EMS – 540 hours

Rescue Dive Team - 576 hours  
Rescue Task Force – 38 hours

The following specialized training was completed in 2018:

CERTIFIED FIRE FIGHTER I (120 hours): Adam Mundt



CERTIFIED DRIVER/OPERATOR-AERIAL (32 hours): Jason Weis

EMERGENCY SERVICES INSTRUCTOR I (40 hours): Joe DeBoer

HAZARDOUS MATERIALS – OPERATIONS (16 hours): Breanna Haskins and Adam Mundt



## **C. RESCUE DIVE TEAM**

The department's Rescue Dive Team is coordinated by Team Leader Mike Jajtner and currently has nine members. The team logged over 570 hours in training in 2018, most of it underwater. Seen below left is a member participating in a "deep dive", at the site of the wreck of the "Northerner", down 135' in Lake Michigan. The right photo shows the team at the WE Energies Power Plant's intake channel.



## **D. RESCUE TASK FORCE**

Established in 2017, the Department's Rescue Task Force is made up of both fire and EMS personnel. Their mission is to back up law enforcement at an active shooter situation by providing rapid medical response to shooting victims. Photos below shows a training exercise.





## **V. APPARATUS**

The Port Washington Fire Department's apparatus fleet is maintained under the direction of Assistant Chief Steve Schmidt. The staff consists of six Engineers, all of whom do a superb job to make sure all the fire and EMS vehicles are ready to respond in the event of an emergency. The department has a separate training night for Engineers, Assistant Engineers and any department member interested in the driving and operation of the department's vehicles. In 2018, 389 hours of Engineer training were recorded.

Weekly and monthly inspections are performed on each vehicle and preventive maintenance is done as needed. All vehicles receive annual maintenance in January that consists of oil and filter changes, lubrication, and other important services. In addition, annual fire pump testing is done in July on each apparatus equipped with a fire pump. Ground ladders and the department's aerial tower are tested each spring. Below is the current roster of apparatus for the Port Washington Fire Department. The photo below is a shot of Engine 465 in action during a house fire on South Division Street in January 2018.

<b><u>UNIT #</u></b>	<b><u>TYPE</u></b>	<b><u>YEAR</u></b>	<b><u>MAKE &amp; CHASSIS</u></b>	<b><u>2018 RESPONSES</u></b>	<b><u>TOTAL MILEAGE</u></b>	<b><u>2018 MILEAGE</u></b>	<b><u>CONDITION</u></b>
450	AMBULANCE	2008	FORD/MEDTEC	278	67,214	4,220	GOOD
451	AMBULANCE	2018	FORD/LIFELINE	297	4,400	4,400	NEW
452	AMBULANCE	2010	FORD/MEDTEC (12)	482	61,234	7,440	VERY GOOD
453	HEAVY RESCUE	2014	PIERCE ARROW XT	21	2,868	365	EXCELLENT
454	ALL TERRAIN	2005	POLARIS 6x6	4	165.2 hrs.	8.6 hrs.	VERY GOOD
455	PARAMEDIC INTERCEPT	2014	CHEVY SUBURBAN	347	32,500	7,281	VERY GOOD
456	COMMAND	2013	CHEVY SUBURBAN	143	52,465	9,652	VERY GOOD
457	BRUSH TRUCK	1992	CHEVY 4x4	7	14,000	111	GOOD
460	AERIAL TOWER	1997	PIERCE LANCE	12	11,400	579	GOOD
462	ENGINE	1993	PIERCE DASH	1	23,675	130	GOOD
463	ENGINE	2008	PIERCE DASH	12	6,980	430	VERY GOOD
464	ENGINE	1999	PIERCE SABER	12	13,110	609	VERY GOOD
465	ENGINE	2006	PIERCE DASH	95	15,402	1,123	VERY GOOD
467	TANKER	1986	FORD/WELCH	4	9,811	104	*
468	DIVE RESCUE BOAT	2013	JP MARINE 17'	2			EXCELLENT
469	FIRE BOAT	2010	BOSTON WHALER 25'	3	223 hrs.	15 hrs.	VERY GOOD
499	UTILITY	2001	CHEVY MINI VAN	Non-emergency vehicle	84,500	509	LESS THAN FAIR

\*Will be replaced in 2019.

